



- Extra reinforced aluminium cast body through the heat treatment and industrial design
- Light and robust design
- 100% Holding negative-acting hydraulic brake system.
- Standard pressure roller and roller fairlead.
- Easy assembly, high rope capacity and high torque hydromotor
- Standard manual rope unloading system
- CE Machinery Directive 2006/42/EC
- Meets SAE J706 rating

## Specifications

<b>Max.pulling capacity (kg / lbs)</b>	: 6800 kg ( 14987 lbs )
<b>Max.rope length (m / ft)</b>	: 43 m ( 141 ft )
<b>Recommended wire rope (mm / in)</b>	: 14 mm ( 5/9" ) 1960 Mpa
<b>Hydraulic Motor (cc / in<sup>3</sup>)</b>	: 400 cc ( 24 in <sup>3</sup> )
<b>Max. pump flow (L / min - g / min)</b>	: 60 L/min ( 15.8 g/min )
<b>Gear ratio</b>	: 5,2 : 1
<b>Oil types and capacity</b>	: 85W 90 - 0,9 L
<b>Max. working pressure (bar / psi)</b>	: 190 bar (2755 psi)

Rope Winding Layer	Pulling Capacity kg / lbs	Rope Speed m / min- ft / min	Rope Length m / ft
1	6800 kg / 14987 lbs	10 m/min - 33 ft/min	8.4 m / 27.5 ft
2	5655 kg / 12464 lbs	12.4 m/min - 40.6 ft/min	18.3 m / 60 ft
3	4840 kg / 10667 lbs	14.5 m/min - 47.5 ft/min	29.8m / 97.7 ft
4	4230 kg / 9324 lbs	16.6 m/min - 54.4 ft/min	43 m / 141 ft

## Winch : (kg / lbs )

87 kg (191.7 lbs)

## Roller Fairlead : ( kg / lbs )

9 kg ( lbs)

## Cable Tensioner : ( kg / lbs )

4 kg (9 lbs)

## Mounting Bolts

16 pieces M12

## Standards

Cable tensioner  
Roller Fairlead  
Manual Clutch

## Optional

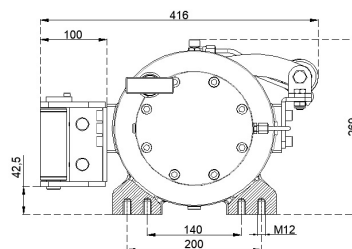
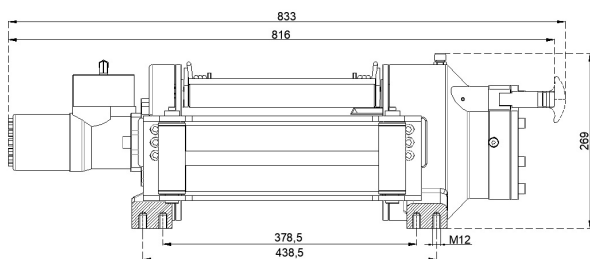
Air Clutch  
IP67 - IP 68

## Hydraulic Inlets

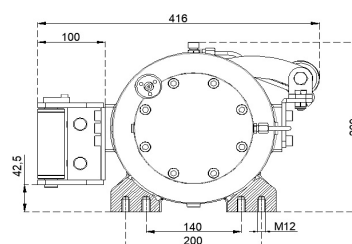
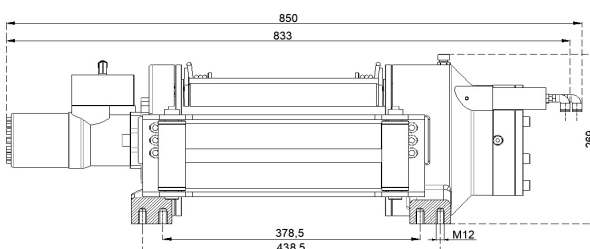

G 1/2"

## Warning !

- Before operating the winch, A-B lines must be open to T line (tank line) of the control valve in center position.
- This winch is designed and manufactured for pulling, don't lift person or material.
- Always keep last 5 wrap on the drum.
- The technical details given above are just for information.
- HAMMER WINCH keeps the right to change the technical details.
- Pneumatic Working Pressure: Min 9bar - Max 12 bar (Min 130 psi - Max 174 psi)



Manual Clutch



Air Clutch

